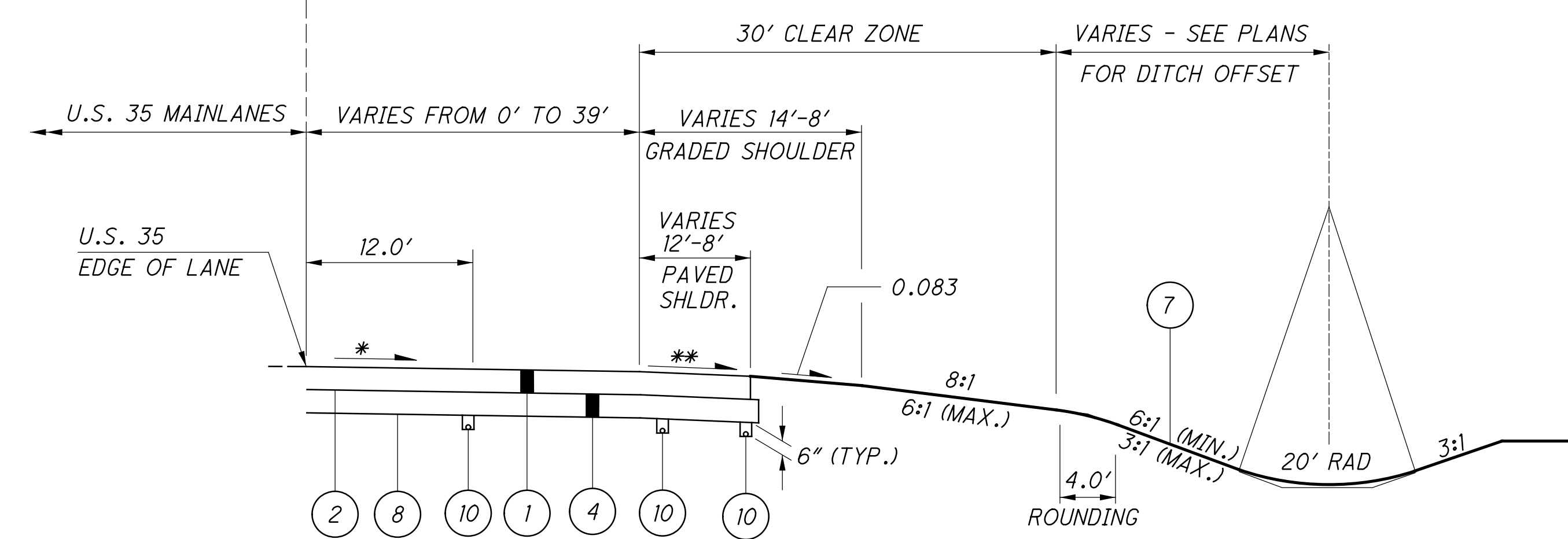
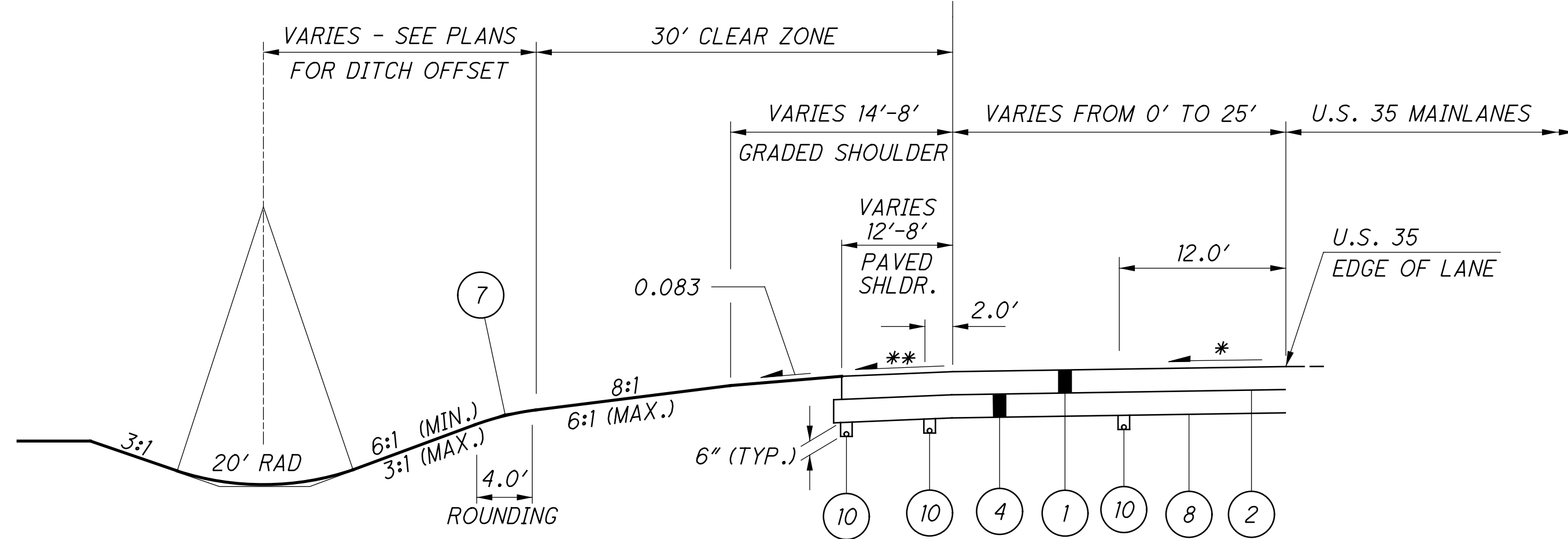
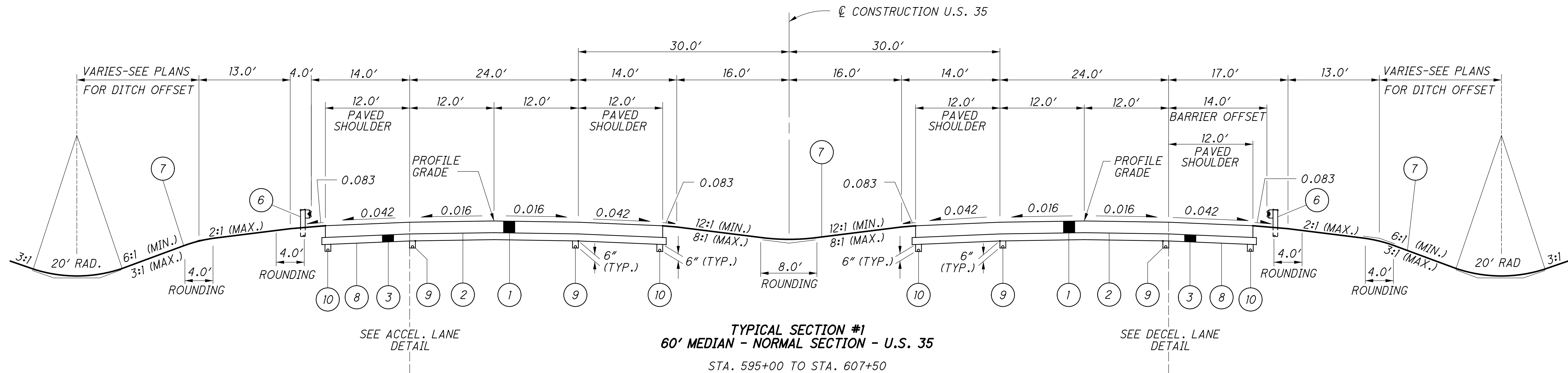


LEGEND

- | | | | |
|---|---|---|-------------------------------------|
| ① | ITEM 880 - 10" ASPHALT CONCRETE WITH WARRANTY (7 YEARS) | ⑥ | ITEM 606 - GUARDRAIL, TYPE MGS |
| ② | ITEM 408 - PRIME COAT (0.4 GAL/YD ²) | ⑦ | ITEM 659 - SEEDING AND MULCHING |
| ③ | ITEM 304 - 6" AGGREGATE BASE | ⑧ | ITEM 204 - SUBGRADE COMPACTION |
| ④ | ITEM 304 - 10" AGGREGATE BASE | ⑨ | ITEM 605 - 6" BASE PIPE UNDERDRAINS |
| ⑤ | ITEM 605 - 4" SHALLOW PIPE UNDERDRAINS, AS PER PLAN | ⑩ | ITEM 605 - 4" BASE PIPE UNDERDRAINS |



* SLOPE MATCHES MAINLANE RATE (0.016) UNTIL SUPER TRANSITION FOR RAMP. TRANSITION FROM NORMAL CROSS SLOPE TO SUPERELEVATED SECTION BETWEEN STATIONS 598+75 AND 600+90.
** 0.042 OR RATE OF SUPER, IF GREATER.

* SLOPE MATCHES MAINLANE RATE (0.016) UNTIL SUPER TRANSITION FOR RAMP. TRANSITION FROM NORMAL CROSS SLOPE TO SUPERELEVATED SECTION BETWEEN STATIONS 595+50 AND 596+25.
** 0.042 OR RATE OF SUPER, IF GREATER.