



For Roadway and Drainage Details
See Plan and Profile Sheets 10-14.
For Storm Sewer Profiles See Sheet 17.

SP. 1313-1
DATE: JANUARY 2022



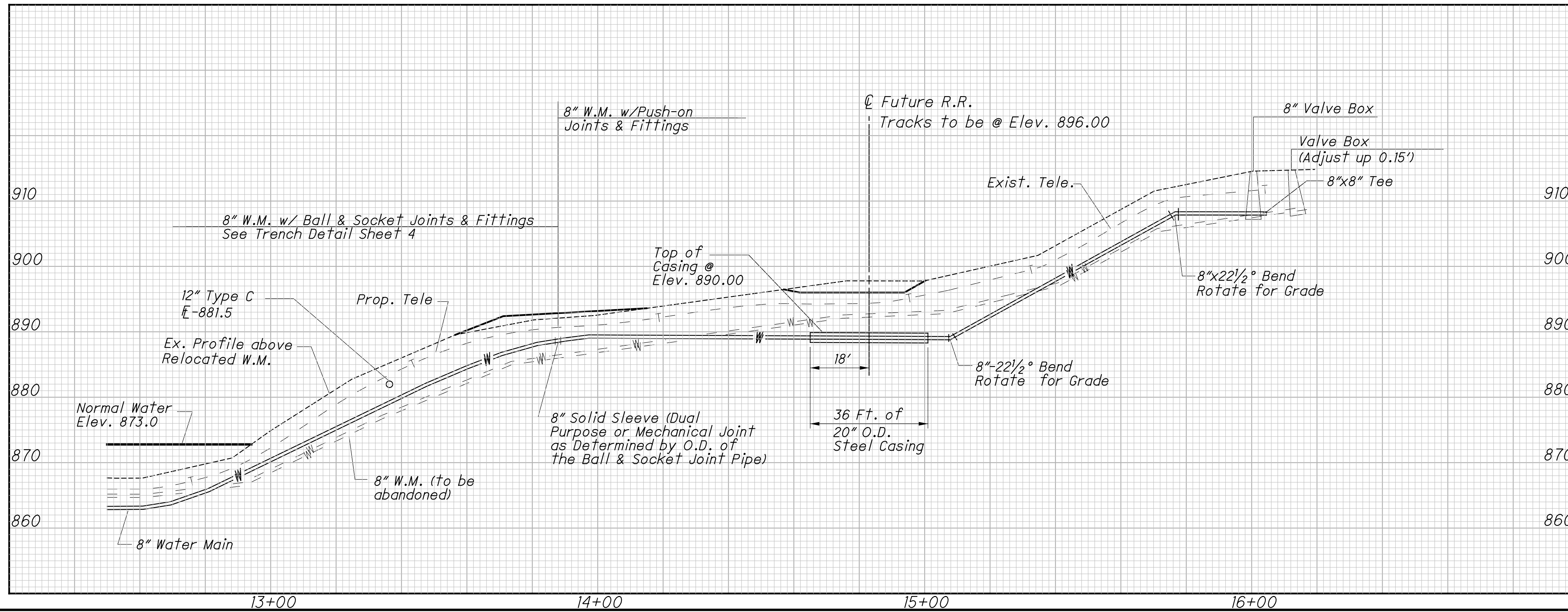
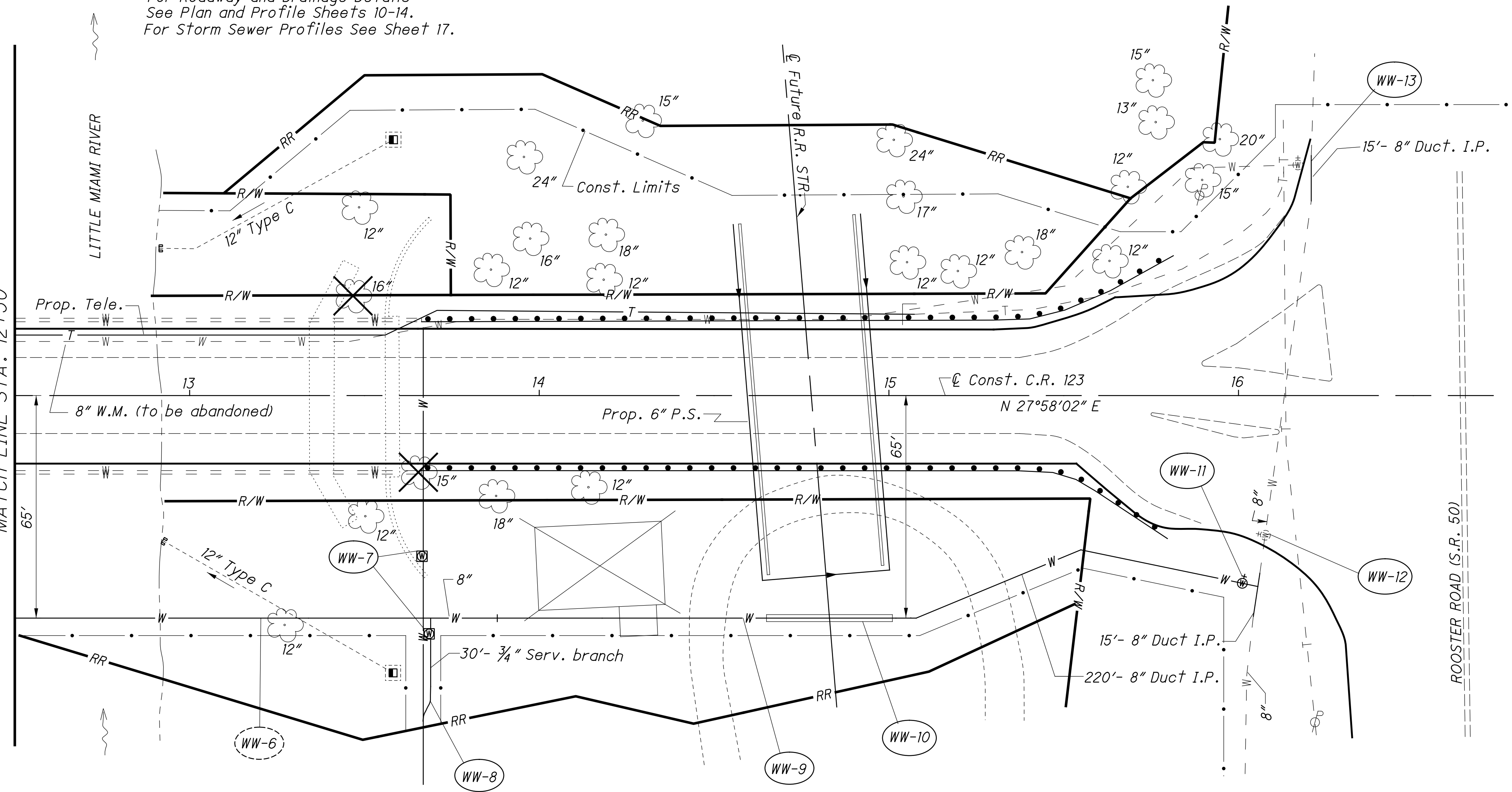
CALCULATED
GJB
CHECKED
DJK

WATER WORK PLAN
STA. 12+50 TO STA. 16+00

CUY - CR123-6.55

12
127

MATCH LINE STA. 12+50



REF NO.	STATION		SIDE	20" Steel Pipe Encasement, Open Cut	Valve Box Adjusted To Grade	3/4" Copper Service Branch	Meter and Chamber Removed and Reset	Sheeting and Bracing Ordered Left in Place	8" Gate Valve and Valve Box
	FROM	TO							
WW-7	13+66	13+70	RT				1		EACH
WW-8	13+67	13+70	RT			30			
WW-9	13+88	16+07	RT	36					
WW-10	14+65	15+01	RT						1
WW-11	16+00		RT		1				
WW-12	16+08		RT						
WW-13	16+20		LT						
TOTALS CARRIED TO GENERAL SUMMARY					36	1	1	1	1

pww:\ohiodot-pw.bentley.com\ohiodot-pw-02\Documents\03 Standards\Sample Plans\SP1313-1_2022-01.dgn Sheet 2/9/2022 3:43:25 PM ipetros